

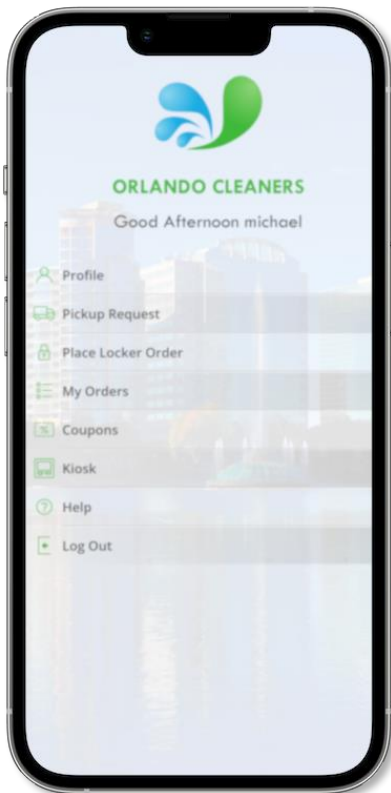


Adding a Credit Card to your Account

If you haven't already done so, download our app from the app store by searching for "Orlando Cleaners" or clicking the appropriate link below:



With our app you'll enjoy convenient access to a variety of features and information, giving you control over your account and how you do business with Orlando Cleaners.



Profile: View and edit your account, credit card information, and subscription plans

Pickup Request: Request a pickup from your home or office

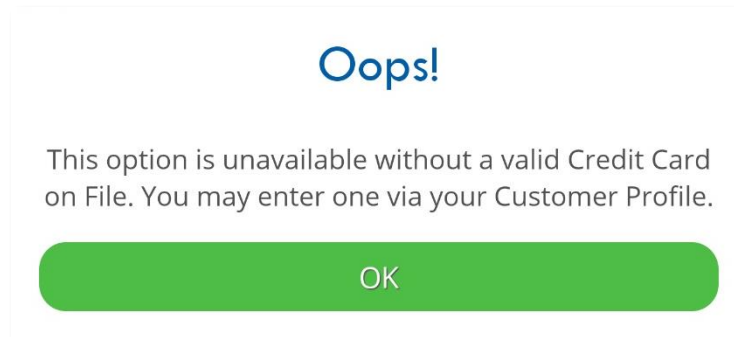
Place Locker Order: Use one of our unattended lockers

My Orders: See your current and past order status and history

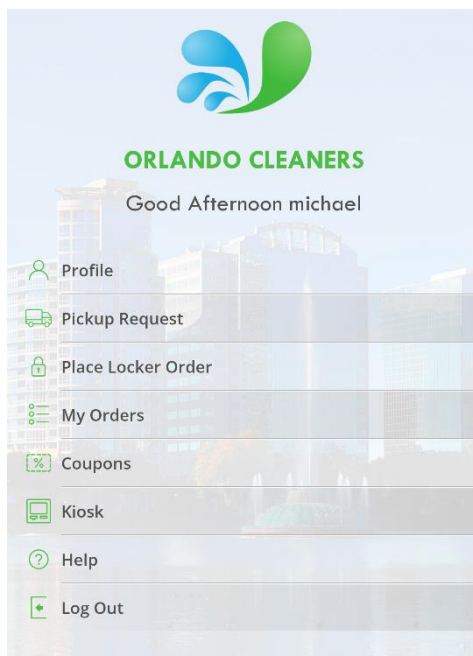
Coupons: See and apply any available coupons for future orders

Kiosk: See your ready kiosk orders and access a quick login QR code

If you utilize our 24/7 lockers, kiosk, or our delivery service, you may need to keep a credit card saved to your account. If you don't currently have a valid card on your account, you may see the following message in our app:



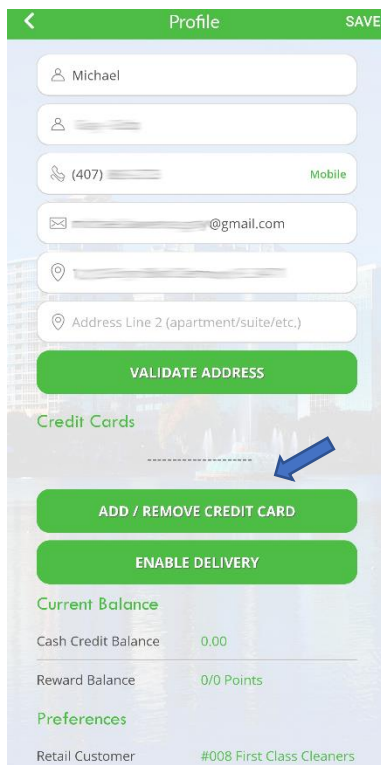
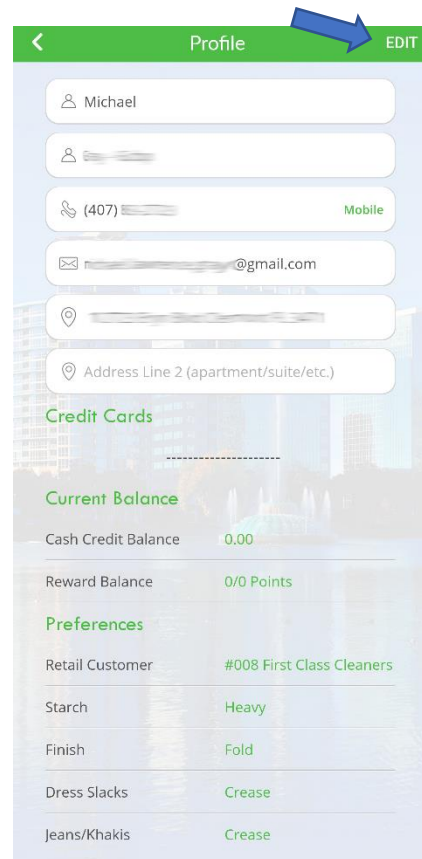
To add a credit card to your account:



From the main menu, tap **Profile**

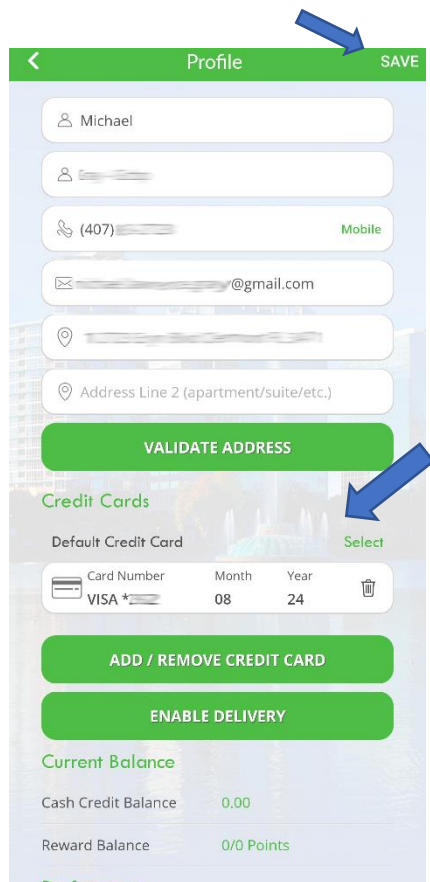
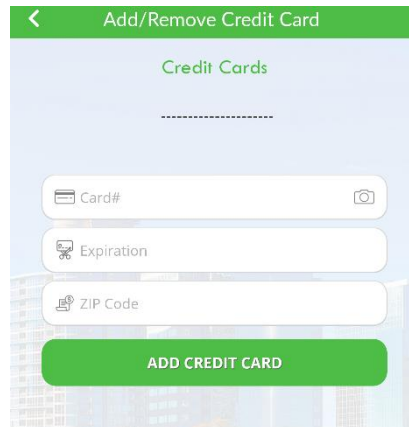
You'll see your profile information, preferences, and any saved credit cards on this screen.

To edit any information or add a card, Tap **EDIT**



To manage your saved credit cards or add a new one, tap **ADD/REMOVE CREDIT CARD**

Enter a valid credit card number, expiration date, and billing Zip Code
tap **ADD CREDIT CARD**



Your card will now be listed on your profile.

Tap **SAVE**

If you require any assistance updating your billing information, please call us at 407-447-9150 or email us at CustomerCare@orlandocleaners.com.